

College of Allied Health Sciences

Robert Orlikoff, PhD

Dean


**Allied Health Sciences
East Carolina University
Greenville, North Carolina 27858-4353
(919) 757-4400
Fax: (919) 757-4470**

Dean: Ronald L. Thiele

Programs Offered	Degree or Certificate	Director or Chairman
Alcoholism Training Program	None	Jerry Lotterhoos
Biostatistics Epidemiology Research Program	None	Kevin O'Brien
Dept. of Community Health	Bachelor's	Donald Ensley
Dept. of Environmental Health	Bachelor's Master's	Y. J. Lao
Medical Record Administration	Bachelor's	Peggy Wood
Clinical Laboratory Sciences	Bachelor's	Susan Smith
Occupational Therapy	Bachelor's	Peggy Wittman
Physical Therapy	Bachelor's	Mary Susan Templeton
Rehabilitation Studies	Master's	Paul Alston
Speech Language and Auditory Pathology	Bachelor's Master's	Robert Muzzarelli



Southern Association of Health Professions Deans



CAHS Advisory Board

Jonathan Bullock, PA-C

Vidant Medical Center

Shane Coltrain, CPO

Founder, Orthotics and Prosthetics East, Inc.

Liz Gurkin

Senior Executive Assistant at Vidant Health

Shondell Jones, DPT, DPT, CLT, CSCS, COMT, OCS, Cert-DN

Co-owner, Kinetic Physical Therapy and Wellness

Kathryn Kolasa, PhD, RDN, LDN

Brody School of Medicine

Bob LaGesse

Interim Executive Director and Chief Operations

Executive, ECU Physicians

Dasha Little, CRC

President and CEO for Apogee Solutions, Inc.

Rob Olewine, M.Ed.

Assistant Director of Admissions, ECU

Barbie Page, M.S.

State Laboratory of Public Health, NC Department of Health and Human Services

Suzanne Pecheles

Community leader

Chelsea Richards

Health and Benefits Analyst at Willis Towers Watson

Jeffrey Robinson-Thomas, Ph.D.

Behavioral Health Services Coordinator and Clinical Counselor, ECU

Johnnie Sexton, AuD

Owner of John E. Sexton & Associates, Inc., Executive Director of the CARE Project, Inc.

Randy Strickland, Ph.D.

Professor of Occupational Therapy at Spalding University

Jenny West

Executive Assistant, Brody School of Medicine and ECU Physicians

Division of Health Sciences

Health Sciences Campus



Robin Coger

Incoming ECU Provost and
Chief Academic Officer

UNC Funding Model

CAHS Dean's Office

Loretta McDaniel

Executive Assistant

Kim Barber

Student Services Specialist

CAHS Dean's Office

Michael Hale

Executive Director

Pirate Nation Gives

Dr. Andrew Stuart Memorial Fund	\$7,500
Physical Therapy Student Run Clinic	\$5,000
Addictions and Rehabilitation Counseling	\$5,000

Development

Research

Congratulations Faculty Members

New Awards in 2020-2022



Dr. Ning Zhou, CSDI



Dr. James Lin, PT



Dr. Stacey Meardon, PT



Dr. Paul Toriello, DARS



Dr. Richard Baybutt, NUTR



Dr. Akshat Kapoor, HSIM



Dr. Xiangming Fang, BIOS



Dr. Jamie Perry, CSDI



Dr. Swati Surkar, PT



Dr. Roman Pawlak, NUTR



Dr. Lauren Sastre, NUTR



Dr. Celeste Crawford, DARS



Dr. Leigh Atherton, DARS



Dr. Qiang Wu, BIOS



Dr. Virginia Stage, NUTR



Dr. Michael Wheeler, NUTR

Faculty Awards

ECU CAHS Outstanding Research Faculty recognized at ECU Research Awards Ceremony



Dr. Stacey Meardon, PT



Dr. Paul Toriello, DARS



Dr. Lauren Sastre, NUTR



Dr. Kathrin Rothermich, Assistant Professor, CSDI
CAHS Scholar Teacher Award from the Office of Faculty
Excellence recognized at ECU Teaching Awards
Ceremony

Research Activity in CAHS

- Publications in 2021-2022
 - 79 articles
 - 30 articles include students as co-author
- Presentations in 2021-2022
 - 196 presentations
 - 133 presentations include students as co-author
- Awarded \$12,016 in CAHS Student Travel Awards

Grant Activity in 2021-2022

- 8 Departments generated grant expenditures
- 34 active grants that include CAHS faculty as PI or co-I
- **\$2,000,315** – Grant Expenditures¹
- **\$2,389,631** - Funds Awarded¹

¹Data as of April 15, 2022, already representing record numbers for CAHS!

Academic Affairs

Leigh W. Cellucci, PhD, MBA
College of Allied Health Sciences

Snapshot of the Students



Headcount Fall 2021

1,532

Prior Fall: 1,593 (-61 -3.8%)

Full-Time Equivalency (FTE) Fall 2021

1,396.00

Prior Fall: 1,460.75 (-64.8 -4.4%)

Full-Time Headcount Fall 2021

1,187

Prior Fall: 1,252 (-65 -5.2%)

Online Only Headcount Fall 2021

497

Prior Fall: 617 (-120 -19.4%)

Select Term(s)...

Multiple selections

Group by...

Term

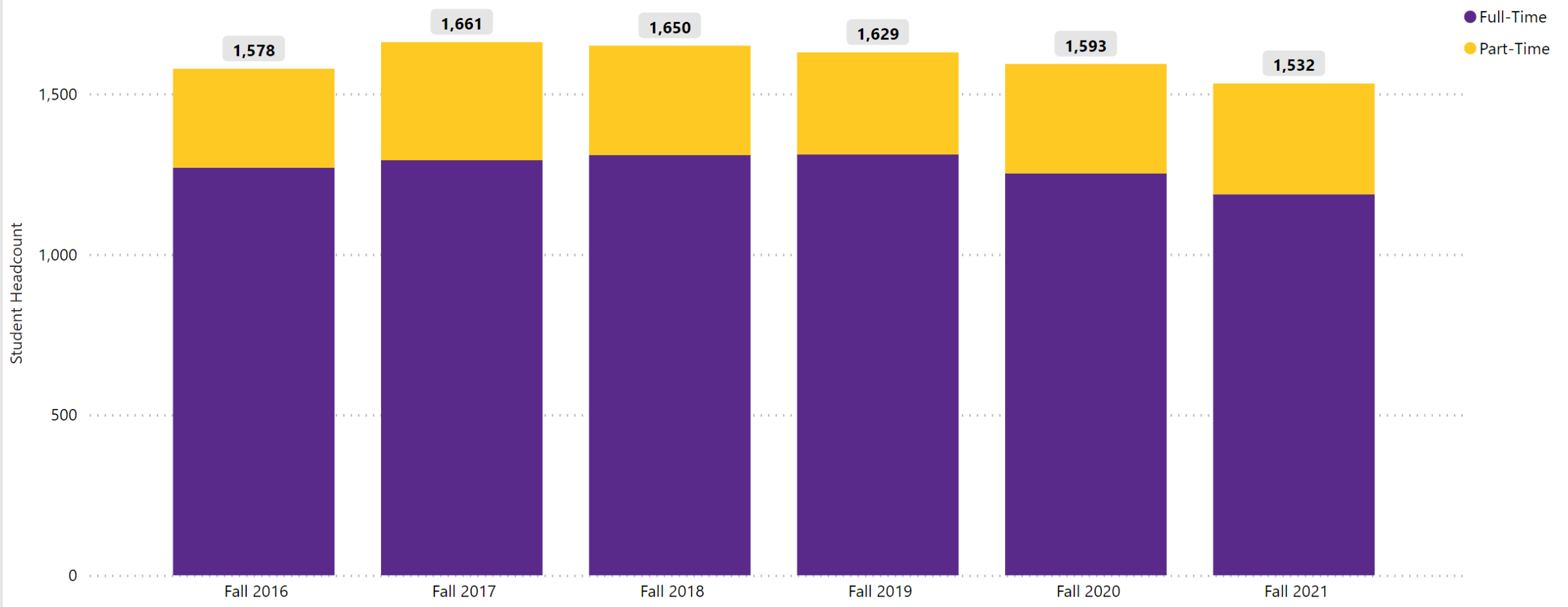
Select a Student Characteristic...

Full-Time/Part-Time

Select a Metric...

Headcount

College of Allied Health Sciences Student Headcount by Term and Full-Time/Part-Time



In-State Domestic Fall 2021

1,368

Prior Fall: 1,437 (-69.0 -4.8%)

Out-of-State Domestic Fall 2021

155

Prior Fall: 150 (+5.0 +3.3%)

Non-Permanent Resident Fall 2021

9

Prior Fall: 6 (+3 +50%)

Nations Represented Fall 2021

5

Prior Fall: 5 (+0 +0%)

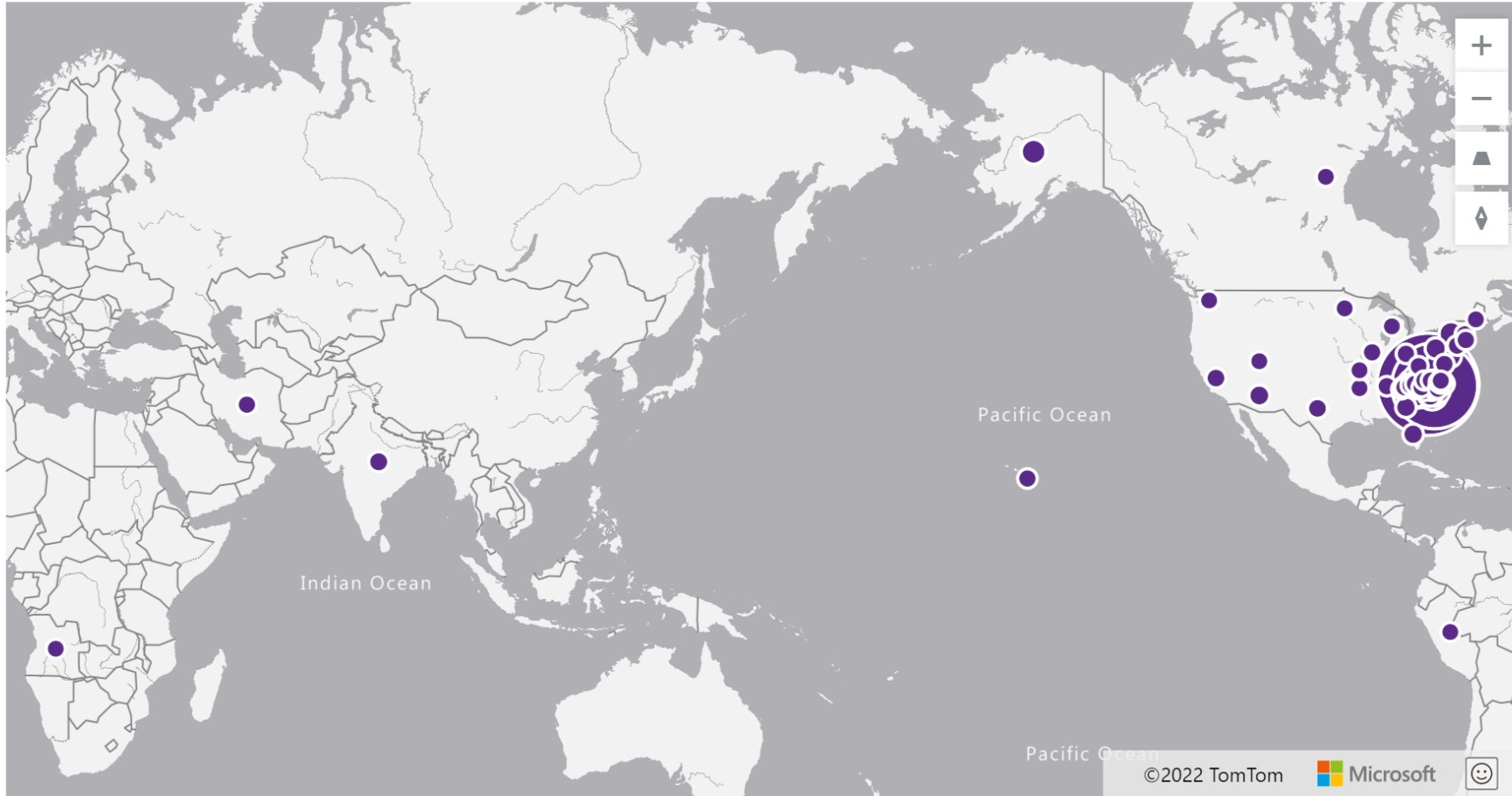
Select a Term...

Select a Residency...

Fall 2021

All

College of Allied Health Sciences Students by Location of Residency



Location of Residency **Fall 2021**

Wake County, NC	239
Pitt County, NC	193
Mecklenburg County, NC	62
Johnston County, NC	61
Guilford County, NC	60
Cumberland County, NC	44
New Hanover County, NC	35
Onslow County, NC	31
Union County, NC	31
Craven County, NC	28
Wayne County, NC	28
Forsyth County, NC	26
Durham County, NC	25
Beaufort County, NC	24
Wilson County, NC	23
Iredell County, NC	21
Virginia	19
Alamance County, NC	18
Undetermined	18
Alaska	17
Carteret County, NC	17
Harnett County, NC	17
Catawba County, NC	16
Davidson County, NC	16
Maryland	16
Caharrus County, NC	15
Total	1,532

Awarded Degrees, 2021

Degree Earned	Number of degrees earned (%)
Doctoral	44 (8%)
Masters	160 (32%)
Graduate Certificate	54 (11%)
Bachelors	246 (49%)
Total (N)	504

Maximize Student Success Interprofessional Education and Practice

**Pediatric Case
Study** with CSDI,
OT & PT – Image
by Tricia Carter



Maximizing Student Success

Inaugural Grand Rounds where students began addressing complex care needs together as part of the Interprofessional Clinic pilot project



Maximizing Student Success—Diversity and Inclusion

Diversity
Committee
Journal/Podcast
Club

The screenshot shows a Zoom meeting interface. At the top, there are three video thumbnails of participants: a man with glasses, a woman with glasses, and a woman in a blue shirt. To the right of the thumbnails are profile icons for Evans, Guyl... and Hudson, Suzanne, along with a '+10' icon and another profile icon. Below the thumbnails is a large white slide with a blue lightning bolt graphic. The slide contains the following text:

How do we normalize uncomfortable conversations regarding minorities (race, gender/sexual minorities, socioeconomic barriers)?

On the right side of the interface is a 'Participants' list with 16 members. The list includes names and roles such as 'De Santis, Alyssa Organizer' and 'Hudson, Suzanne' (who is currently speaking, indicated by a microphone icon). Other participants listed include Babatunde, Toyin; Boyd, Savannah; Chivela, Fernando Lourenco; Eaves, Audrey; Evans, Guyla C; Jefferson, Kym; Johnson, Sarah; Kapoor, Akshat; Mannie, Ann Elizabeth; Orlikoff, Robert; Snodgrass, Taylor; Szatmari, Erzsebet Maria; Vogiatzis, Rafailia; and Wheeler, Michael.

Female Fall 2021

86%
Prior Fall: 86% (-0.1%)

Underrepresented Race Fall 2021

19%
Prior Fall: 19% (+0.3%)

First Generation Fall 2021

14%
Prior Fall: 16% (-2%)

Pell Recipient Fall 2021

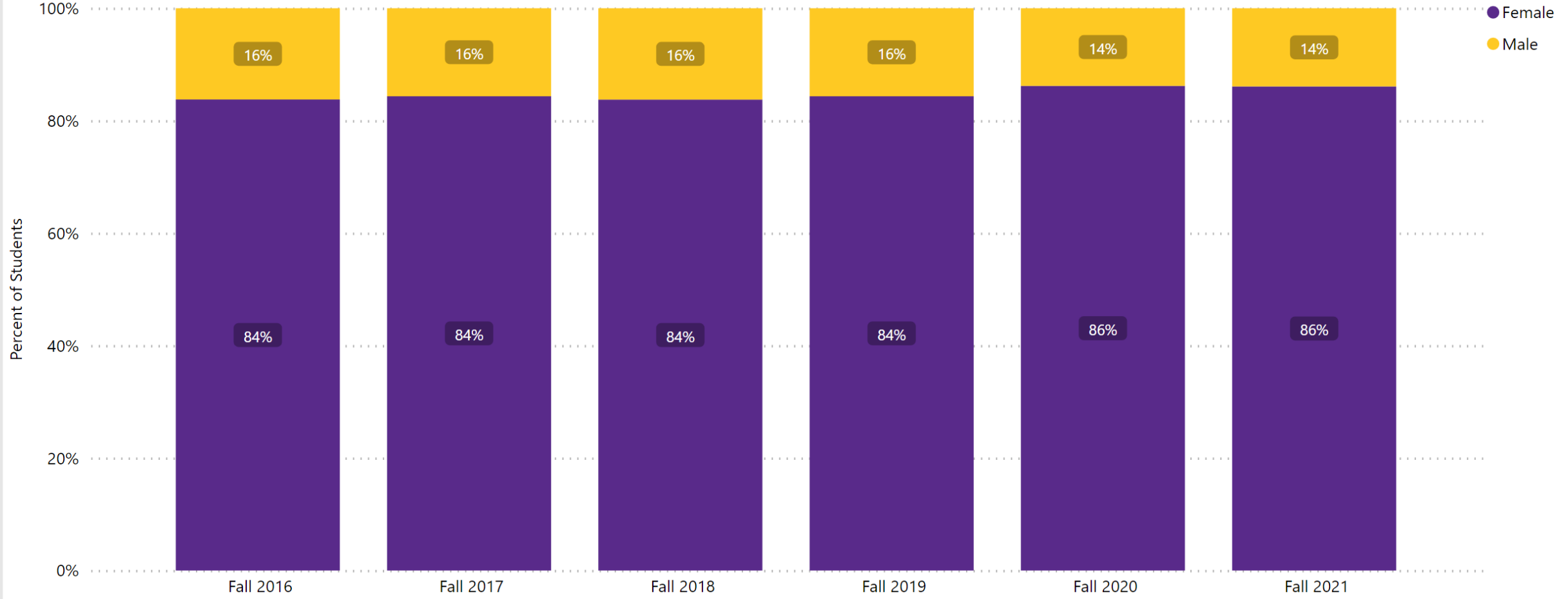
17%
Prior Fall: 20% (-3%)

Select Term(s)... Multiple selections

Group by... Term

Select a Demographic... Gender

College of Allied Health Sciences Distribution of Students by Term and Gender



Female Fall 2021

86%

Prior Fall: 86% (-0.1%)

Underrepresented Race Fall 2021

19%

Prior Fall: 19% (+0.3%)

First Generation Fall 2021

14%

Prior Fall: 16% (-2%)

Pell Recipient Fall 2021

17%

Prior Fall: 20% (-3%)

Select Term(s)...

Multiple selections

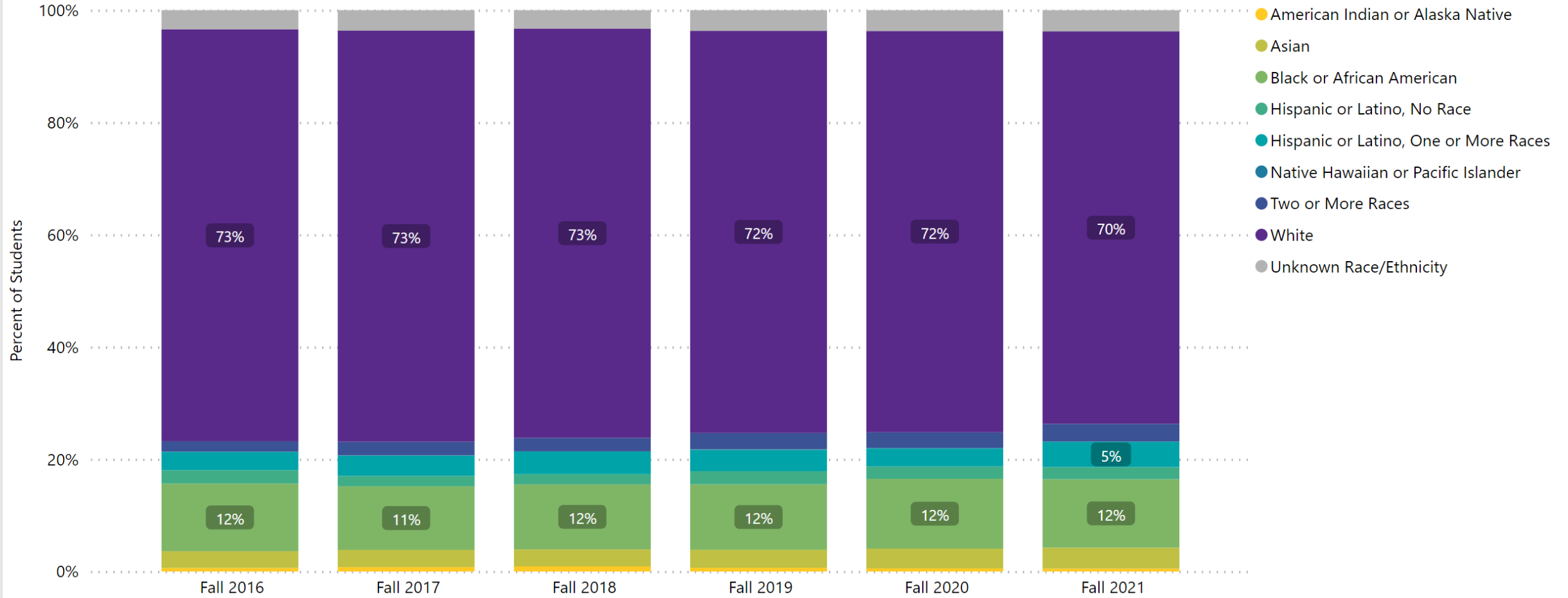
Group by...

Term

Select a Demographic...

Race/Ethnicity

College of Allied Health Sciences Distribution of Students by Term and Race/Ethnicity



And a 'Thank You' for What You Do



Taylor Cotellese

Graduate Student, Occupational Therapy

such a significant role in somebody's
life to really make the difference

Alumni Affairs

Alyssa De Santis Figiel

152

**Story
Submissions**

\$20,000

Raised

**PIRATE
NATION™
GIVES**

70

**Individual
Donors**

**Building &
Strengthening
Connections
with Alumni**



Budget Update

State Salary and Operating Budget

Fiscal Year 2022

Permanent Budget - \$14.64 Million

EHRA Salary/Benefits - \$12.57 Million (85.9%)

- Salary - \$9.60 Million
- Benefits - \$2.97 Million

SHRA Salary/Benefits - \$1.43 Million (9.8%)

- Salary - \$971,500
- Benefits – \$463,200

Operating Dollars - \$636,000 (4.3%)

Medical Foundations

Fiscal Year 2022

Total Donations Received - \$336,800

- Student Scholarships - \$80,700
- General Funding - \$80,900
- Other Funding - \$175,200

Student Scholarships – Academic Year 2022-2023

- Total Scholarships Awarded - \$125,146
- 76 Student Scholarships

Department Updates

Thank you for attending!