



ECU College of
Allied Health
Sciences Office
of Research

Spring 2023

Congratulations– New awards in 2023



Dr. Leigh Atherton, DARS

Screening, Brief Intervention, Referral to Treatment for Early Recovery Opioid Use
North Carolina Collaboratory at UNC-CH



Dr. Anne Dickerson, DARS

Traffic Safety Professionals Training on Older Road User Safety
ToXcel LLC



Dr. Ashley Burch, HSIM

Leveraging information-rich focus groups to construct culturally tailored interventions to achieve health equity in the diagnosis ...
Preparedness and Treatment Equity Coalition



Dr. Yolanda Holt, CSDI

Speech and Language in African American Children and Adults
Bill & Melinda Gates Foundation

Faculty Awards

ECU Trendsetter Award



Dr. Leigh Atherton, DARS

CAHS Pilot Research Grant



Dr. Theodore G. Graber, PTHE

High intensity exercise: Effect on cognitive and physical functional aging in middle-aged mice



Dr. Ryan Wedge, PTHE

Determining prosthesis acceptance: Differences in patient characteristics and utilization of rehabilitation after lower limb amputation



Dr. Dominique M. Clemmons-James, DARS

Collegiate recovery at historically black colleges and universities

Research Activity in CAHS

- ***Publications in 2022-2023***

- 61 articles
- 23 articles include students as co-author

- ***Presentations in 2022-2023***

- 188 presentations
- 133 presentations include students as co-author

- Awarded **\$8,963** in CAHS Student Travel Awards

- Awarded **\$4,870** in CAHS Dissertation Research Grants

Grant Activity in 2022-2023

- 7 Departments generated grant expenditures
- 29 active grants that include CAHS faculty as PI or co-I
- **\$1,662,756** – Grant Expenditures¹
- **\$3,311,434** - Funds Awarded^{1,2}

¹Represents data as of April 15, 2022

²represents record number for CAHS!!!

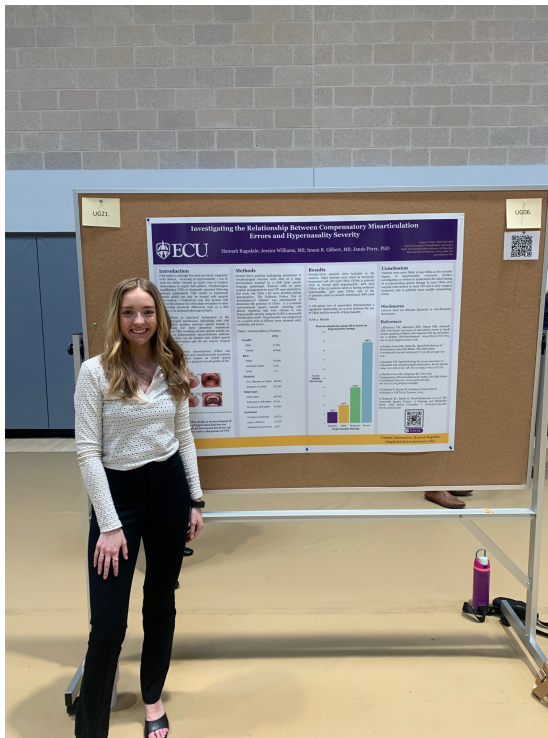



CAHS Research Day Winners

- People's Choice

- Oral presentations
 - Meagan Denny (OT)
 - Heidi Kreis (OT)
- Poster presentations
 - Madison Irvin (OT)
 - Justin McCrary (PT)
 - Lindsey Diab (OT)
 - Ayoola Ajani (OT)
 - David Turnure (PT)
 - Dani Campbell (OT)

- Judged Awards

- Oral presentations
 - Shailesh Gardas (PhD; Rehab Sciences)
 - Heather Hubeli (Clinical Doctorate; PT)
 - Abigail Dickerson (Undergraduate; NUTR)
- Poster presentations
 - Keri Price (Clinical Doctorate; PT)
 - Brian McGill (Clinical Doctorate; PT)
 - Imani Gilbert (PhD; Rehab Sciences)
 - Grace Regan (Undergraduate; NUTR)
 - Mary Phipps (Undergraduate; PT)



Academic Affairs

Leigh W. Cellucci, PhD, MBA
College of Allied Health Sciences

Effortful Persistence



- Better known as Grit
- Perseverance toward long-term goals with sustained commitment toward completing that goal despite failure or setbacks.
- High levels of Grit correlated with academic success
- Rindfleisch, A., S. Barnes, H. Craig, C. Zelbelian, J. Hollman (2023) "The Self-Perceived Effortful Persistence of Students in Doctor of Physical Therapy Programs." *Journal of Allied Health*. 52(1): 44-50.

Headcount Fall 2022

1,481

Prior Fall: 1,532 (-51 -3.3%)

Full-Time Equivalency (FTE) Fall 2022

1,355.75

Prior Fall: 1,396.00 (-40.3 -2.9%)

Full-Time Headcount Fall 2022

1,151

Prior Fall: 1,187 (-36 -3%)

Online Only Headcount Fall 2022

417

Prior Fall: 497 (-80 -16.1%)

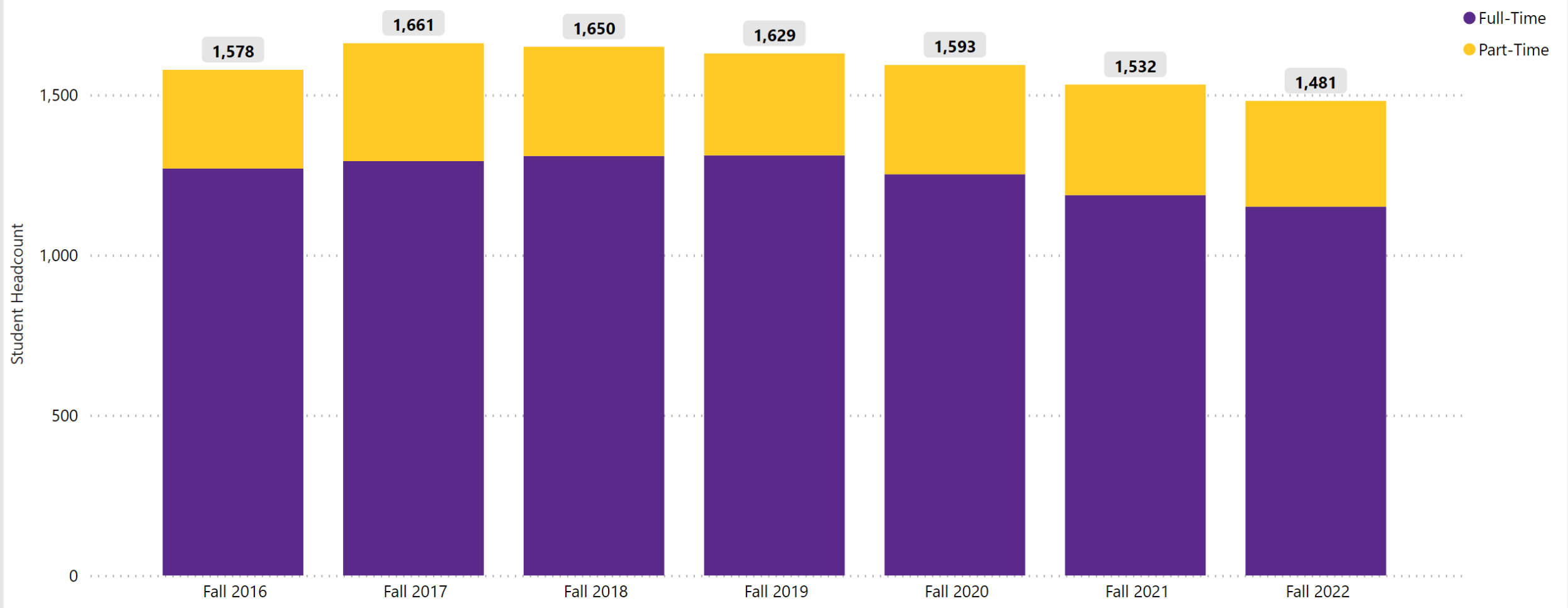
Select Term(s)... ▼

Group by... ▼

Select a Student Characteristic... ▼

Select a Metric... ▼

College of Allied Health Sciences Student Headcount by Term and Full-Time/Part-Time



Degrees Awarded 2021-2022

7,139

Prior Year: 7,576 (-437 -5.8%)

Bachelor's Degrees with Distinction 2021-2022

1,661

Prior Year: 1,616 (+45 +2.8%)

Graduated Headcount 2021-2022

6,446

Prior Year: 6,851 (-405 -5.9%)

Select Term(s)...

Multiple selections

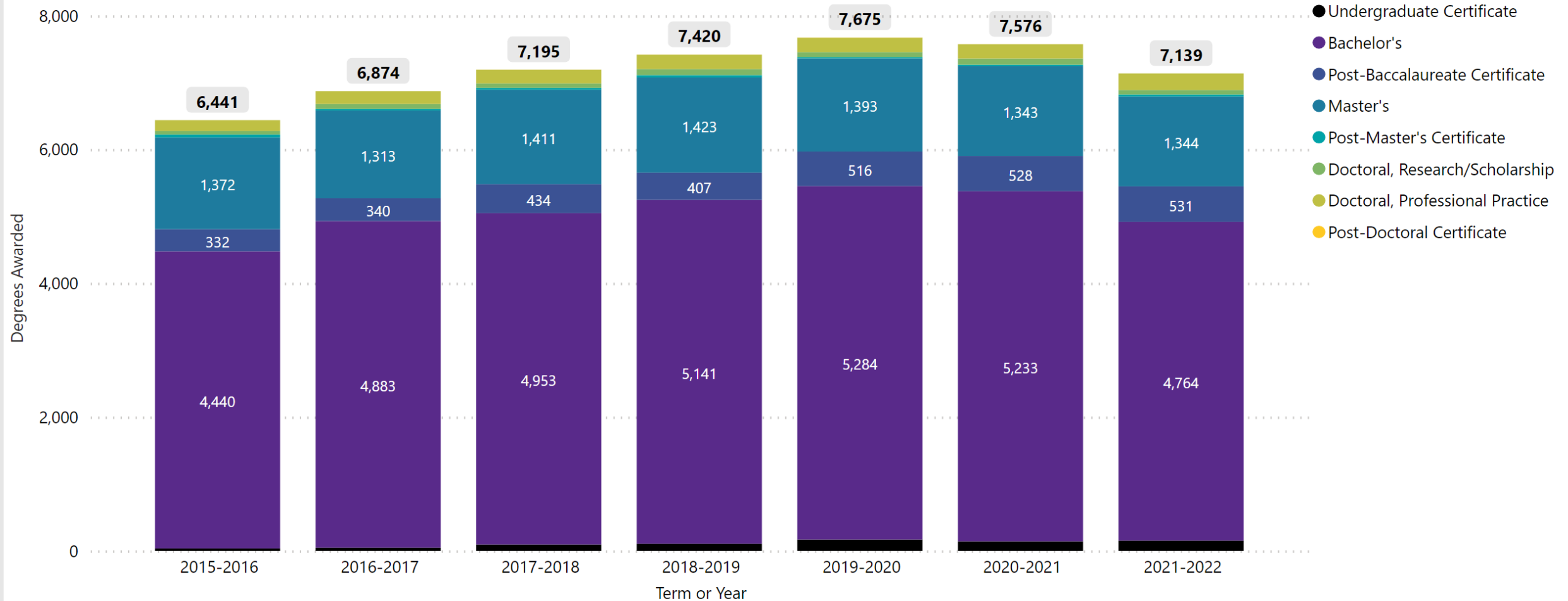
Group By...

Completions Year (Summer 1 - Spring)

Select a Characteristic...

Degree Level

Degrees Awarded by Completions Year and Degree Level



Female Fall 2022

86%

Prior Fall: 86% (-0.4%)

Underrepresented Race/Ethnicity Fall 2022

23%

Prior Fall: 23% (+0.1%)

First Generation Fall 2022

22%

Prior Fall: 24% (-2%)

Pell Recipient Fall 2022

17%

Prior Fall: 17% (+0%)

Select Term(s)...

Multiple selections

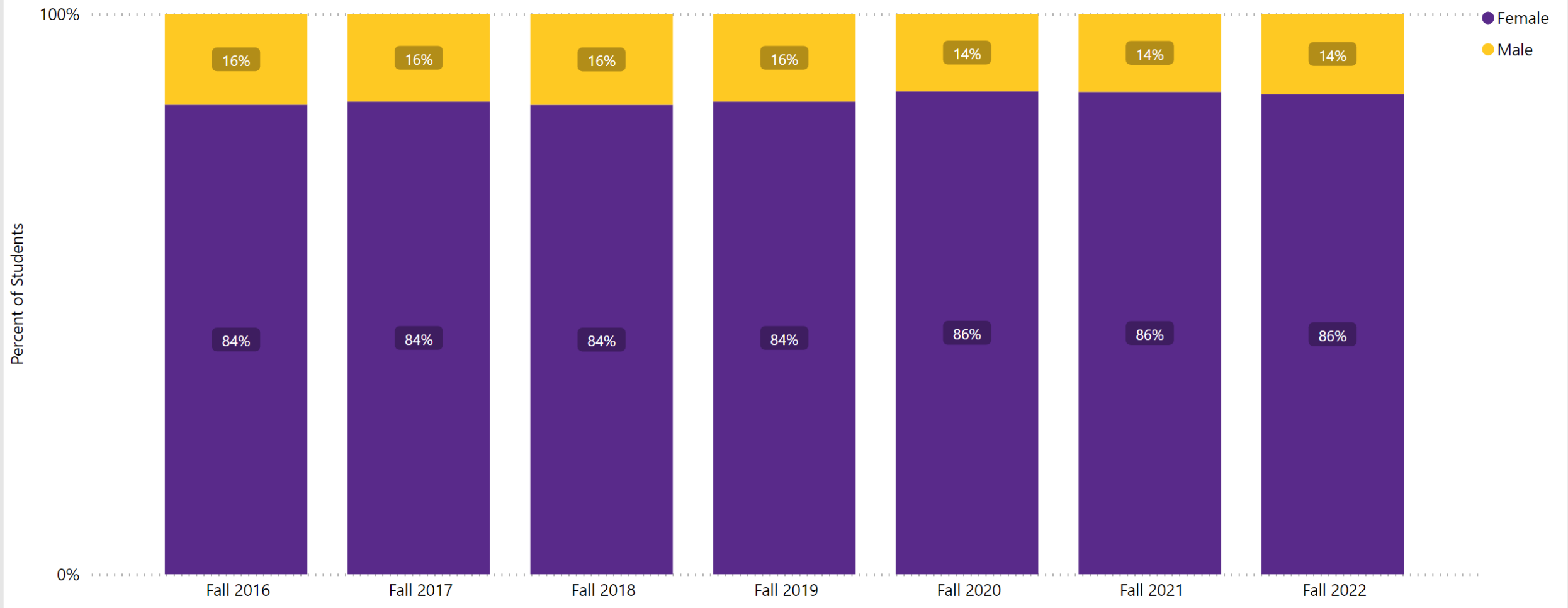
Group by...

Term

Select a Demographic...

Gender

College of Allied Health Sciences Distribution of Students by Term and Gender



Female Fall 2022

86%

Prior Fall: 86% (-0.4%)

Underrepresented Race/Ethnicity Fall 2022

23%

Prior Fall: 23% (+0.1%)

First Generation Fall 2022

22%

Prior Fall: 24% (-2%)

Pell Recipient Fall 2022

17%

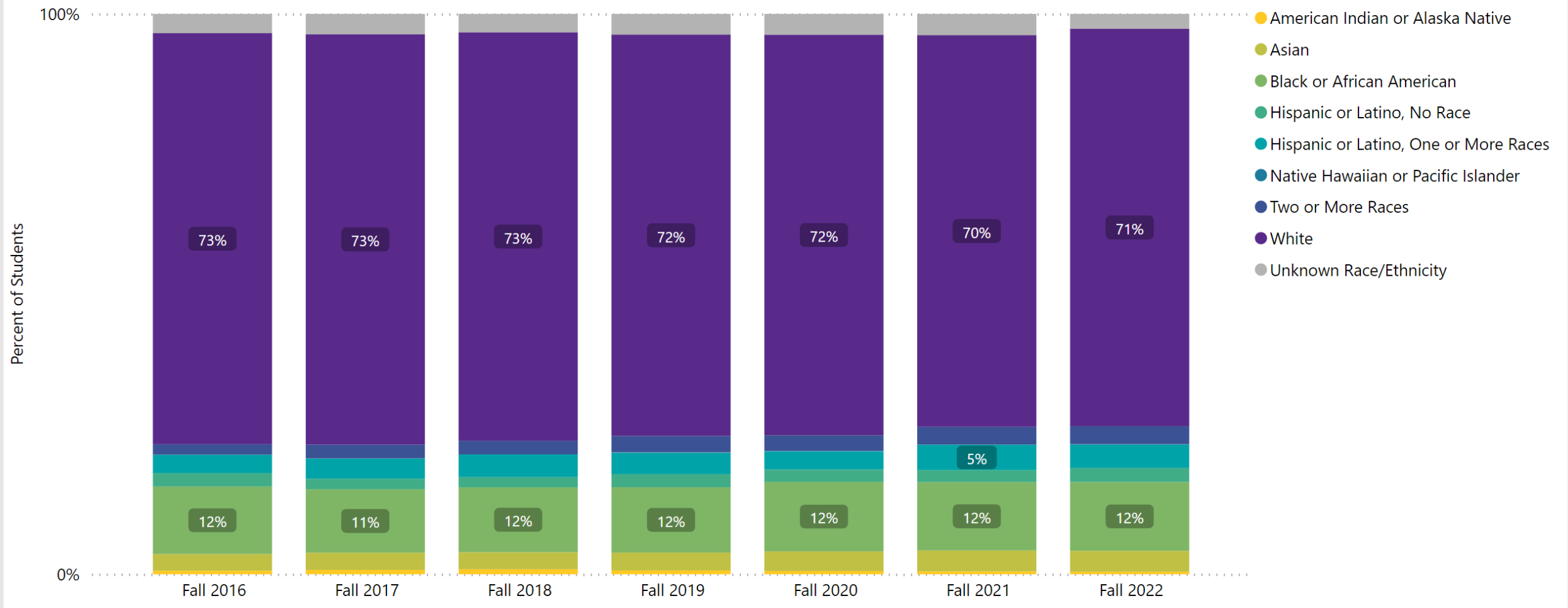
Prior Fall: 17% (+0%)

Select Term(s)... Multiple selections

Group by... Term

Select a Demographic... Race/Ethnicity

College of Allied Health Sciences Distribution of Students by Term and Race/Ethnicity



In-State Domestic Fall 2022

1,310

Prior Fall: 1,368 (-58.0 -4.2%)

Out-of-State Domestic Fall 2022

162

Prior Fall: 155 (+7.0 +4.5%)

Non-Permanent Resident Fall 2022

9

Prior Fall: 9 (+0 +0%)

Nations Represented Fall 2022

4

Prior Fall: 5 (-1 -20%)

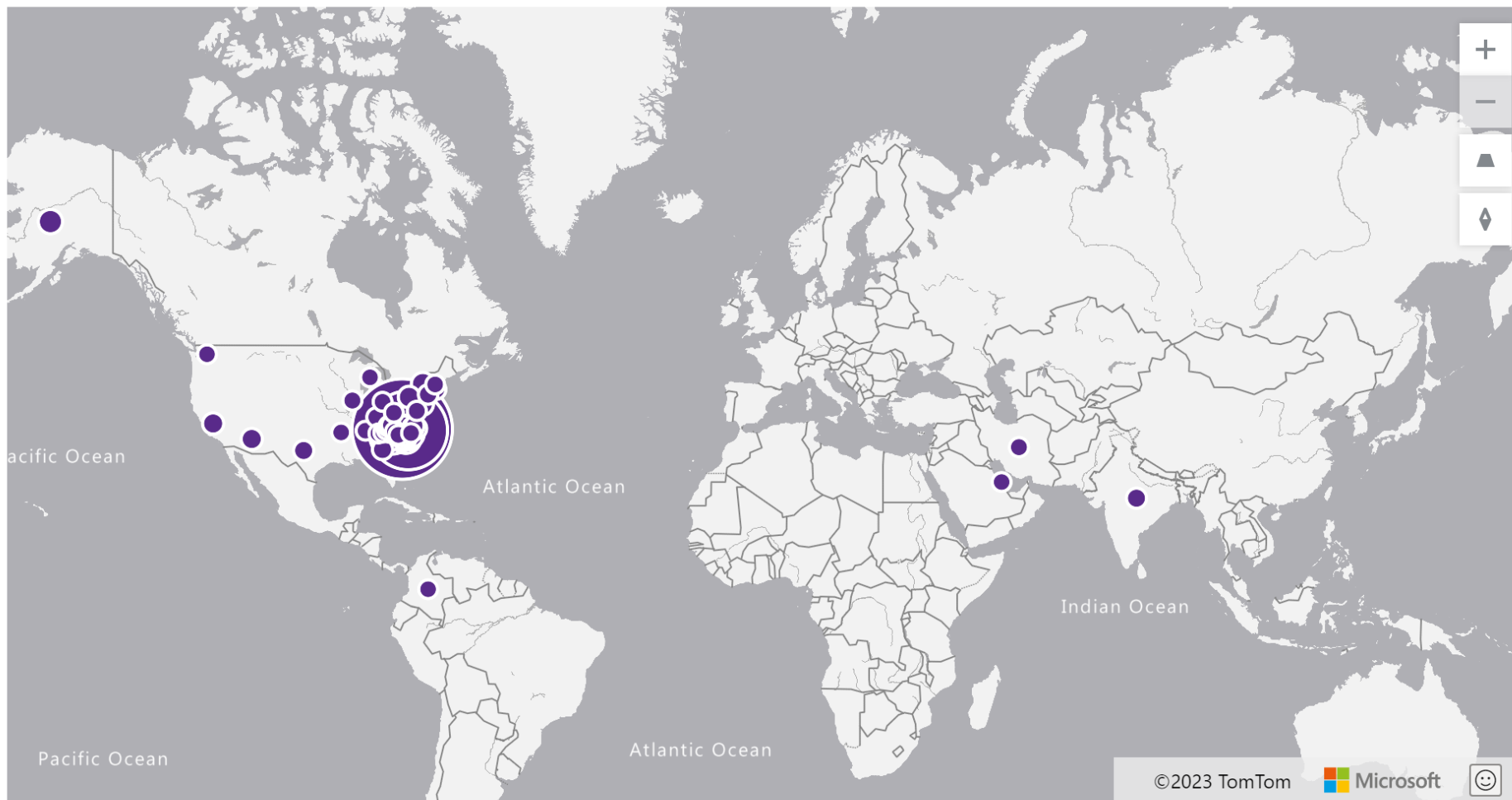
Select a Term...

Select a Residency...

Fall 2022

All

College of Allied Health Sciences Students by Location of Residency



Location of Residency

Fall 2022

Wake County, NC	236
Pitt County, NC	174
Mecklenburg County, NC	72
Johnston County, NC	55
Guilford County, NC	40
Cumberland County, NC	39
New Hanover County, NC	35
Craven County, NC	31
Forsyth County, NC	31
Onslow County, NC	31
Undetermined	27
Durham County, NC	26
Wayne County, NC	23
Wilson County, NC	22
Union County, NC	20
Carteret County, NC	19
Harnett County, NC	19
Iredell County, NC	19
Virginia	18
Alaska	17
Cabarrus County, NC	17
Catawba County, NC	16
Maryland	16
Granville County, NC	15
Lenoir County, NC	15
Sampson County, NC	15
Total	1,481



We Serve:



Left to right: Toyin Babatunde, Denise Donica, Heather Panczykowski

Drs. Toyin Babatunde - Associate Professor in Nutrition Science, **Denise Donica** - Professor and Chair in Occupational Therapy, and **Heather Panczykowski** - Assistant Professor in Occupational Therapy - were inducted into the Servire Society.



We Teach:

We Lead:





And it shows:



ecu_cahs



ecu_cahs 🧪 CAHS Student Leader Takeover 📺

Hi! My name is Bryce & I'm a dual Biology & clinical laboratory science student, graduating in 2024. Today I have the pleasure of showing you some of what we learn to prepare for a careers as medical lab scientists!

Our current curriculum includes Clinical Chemistry, Clinical Microbiology, Hematology, Blood Bank, Urinalysis, Immunology and more! Next fall we will begin clinical at various hospitals to work under medical lab preceptors to better prepare us for the future.

[View insights](#)



49 likes

MARCH 30

In our Diversity, Equity, Inclusion, and Interprofessional Collaborations



Pirates Study Abroad

- 2023 Cultural Perspectives in Group Counseling in the Alps: Germany, Austria, & Switzerland with DARS (Leigh Atherton and Paul Toriello)
- 2023 Provided speech-language screenings, evaluations and therapy for children and adults in Belize. Nine undergraduate and six graduate students participated from CSDI (Tricia Carter and Sherri Winslow)



GRIT

An excerpt from

Sarah Elliott,
Nutrition Science Student

Scholarship Recipient, 2023



ECU®

COLLEGE OF ALLIED
HEALTH SCIENCES

Budget Update



ECU[®]

COLLEGE OF ALLIED
HEALTH SCIENCES

State Salary and Operating Budget

Fiscal Year 2023

Permanent Budget - \$14.47 Million

EHRA Salary/Benefits - \$12.37 Million (85.48%)

- Salary - \$9.34 Million
- Benefits - \$3.03 Million

SHRA Salary/Benefits - \$1.45 Million (10.03%)

- Salary - \$971,300
- Benefits – \$481,400

Operating Dollars - \$649,500 (4.49%)

Medical Foundations

Fiscal Year 2023

Total Donations Received - \$192,100

- Student Scholarships - \$98,600
- General Funding - \$72,800
- Other Funding - \$20,700

Student Scholarships – Academic Year 2023-2024

- Total Scholarships Awarded - \$142,121
- 91 Student Scholarships